

HUUM sauna heaters,
controllers and
accessories





MADE WITH CARE **IN ESTONIA**

HUUM products are made of stainless steel and go through a long and carefully supervised production process to guarantee the best quality of each product.

#huumsauna

www.huum.eu

TABLE OF CONTENTS

Our Story	4
Sauna Controllers	9
UKU	10
Mobile App	11
Electrical Heaters	13
DROP	14
Accessories	16
HIVE Mini	18
HIVE	20
Accessories	22
CLIFF	26
STEEL	28
Accessories	30
CORE Black	32
CORE BK / ST	34
Wood-burning Sauna Stoves	37
HIVE Flow	38
Accessories	40
HIVE Wood	42
Accessories	44
Chimney Sets	46
Stones	48



OUR STORY

 OF SAUNA

THREE GENERATIONS OF SAUNA TRADITIONS



Paul Nellis

HUUM was born from a legacy of craftsmanship and innovation in sauna stove production. Its founder, Siim Nellis, represents **the third generation** of a family dedicated to creating high-quality sauna stoves. This journey began with his grandfather Paul, a skilled stove-setter, and continued with his father, both of whom were committed to building durable and efficient sauna heaters.

Siim, driven by a desire to share the captivating Estonian sauna traditions with the world, combined this rich heritage with innovative technology and exquisite design.

Siim Nellis
Founder of HUUM OÜ



THE STORY BEHIND OUR FIRST DESIGN HEATER: DROP

Sauna stoves have a long history, but their design was often overlooked until Siim Nellis envisioned a modern and efficient design that also captured the eye. In 2011, Siim collaborated with the **Estonian Academy of Arts**, where students of product design proposed various concepts. Among them was a wall-mountable, rounded sauna heater inspired by a drop of water. This idea was refined, and by 2013, the **DROP sauna heater** was ready for production. Its unique shape and minimization of metal maximize the use and exposure of sauna stones, ensuring gentle, long-lasting steam while minimizing metal surfaces for higher efficiency, easy installation, and lower power consumption.



The **DROP** sauna heater's exceptional design and masterful craftsmanship were recognized globally, earning it the prestigious **Red Dot Product Design Award in 2015**.



reddot award 2015
honourable mention



Over the past decade, HUUM has continued to win numerous awards and has become a trusted choice for sauna enthusiasts who value quality, innovation, and mild steam. Our products are cherished by a diverse customer base, from athletes to Hollywood producers.

Based in Southern Estonia, HUUM is powered by a passionate team of sauna enthusiasts. Our mission is to create the most satisfying and health-boosting sauna experiences by integrating superior functionality, beautiful design, and modern features into every product we make.

ESTONIAN SAUNA TRADITIONS

The Estonian sauna, known as “**saun**”, is a tradition that stretches back thousands of years, with roots that likely reach the Iron Age. More than just a method of cleansing the body, the sauna holds a deep cultural significance in Estonia, intertwined with social rituals, health benefits, and even spiritual practices.

Historically, the sauna was considered a sacred space where key life events took place. It was common for women to give birth in saunas, as the warmth and cleanliness were believed to be beneficial.

The sauna was also where the deceased were prepared for burial, marking its role at both the beginning and end of life. In daily life, the sauna was not only a place for bathing but also a social hub where people gathered to discuss community matters, share stories, and relax.



Estonians have long believed in the healing powers of the sauna. It was traditional to use various plants and herbs, either by placing them on the hot stones to release their aromas or by creating bundles called “viht” or “vihad” to gently beat the body.

This practice is not about inflicting pain but rather stimulating the skin and circulation. The fresh scent of birch or other tree leaves, sometimes mixed with other plants, combined with the sound of the leaves gently striking the skin, is a quintessential part of the sauna experience.

Singing and other ceremonies were also common within the sauna.



Mooska smoke sauna, Estonia

The smoke sauna, Estonia's oldest type of sauna still in use, likely evolved from early pit or tent saunas. Stones heated by fire would have water poured over them to create steam. A smoke sauna, notably, lacks a chimney, and the smoke from the fire heats a large volume of stones. The heating process is lengthy, taking often well over 8 hours, during which the sauna fills with dense smoke that blackens the walls, ceiling, and stones with soot. After the stones are sufficiently heated, the fire is allowed to die out, and the sauna is ventilated to clear the smoke. The stones retain their heat for a long time, offering a prolonged and soothing steam experience.

HUUM's heaters are inspired by traditional smoke sauna. By incorporating a large volume of stones, our heaters provide the same gentle, long-lasting steam characteristic of traditional smoke saunas, but with the added comfort and convenience of modern technology. We are connected to our **roots and old traditions**, yet incorporate innovatively modern technology, design and comfort so you can enjoy the best possible sauna.



SAUNA CONTROLLERS



CLASSIC
Series



GLASS
Series



reddot winner 2021

UKU SAUNA CONTROL SYSTEM

UKU control system is a modern way to heat a sauna.

The sauna can be controlled from a stylish control panel on the wall or, in the case of the WiFi control system model, even from a smartphone.

UKU ensures you a comfortable and safe sauna experience.

- ◆ selection of stylish control panels
- ◆ for heaters up to 18 kW
- ◆ connectable to lights or ventilation
- ◆ steamer up to 2,5 kW
- ◆ child safety lock
- ◆ timer

Connects with others

UKU is compatible with different manufacturers' heaters with EN 60335-2-53 certificate.



GLASS
Black



GLASS
Mirror



GLASS
Gold



CLASSIC
Black



CLASSIC
White



CLASSIC
Wood



UKU Main module



Door sensor and
magnet



Display unit and
sensor cables



Temperature sensor

UKU SAUNA CONTROL SYSTEM OPTIONS

UKU WiFi control system requires a connection to a WiFi network to communicate with the mobile app. That is why it's suitable for home saunas or other saunas already in the WiFi range.

UKU Local may be the right choice if you are not interested in heating your sauna from the phone. UKU Local control system model makes sauna heating easy and comfortable. You can connect it with your heater, sauna's lights/ventilation and steamer functions and regulate all of them from a stylish control panel on the wall.



HUUM MOBILE APP


UKU+App incorporates all the features of the UKU Local control system while adding an extraordinarily **comfortable** remote control option through a mobile app. With the HUUM mobile app, you can heat your sauna comfortably from wherever you are. Whether you are at the end of a long working day or going out for a run, you can have a hot sauna waiting for you when you get home with a **couple of clicks on your phone**.

You can choose the beginning and end time of the heating, set the target temperature, and check the current temperature at any given moment.

HUUM mobile app works with UKU WiFi control system models.

- ◆ eight different languages (ENG, EST, GER, FIN, RUS, POL, ITA, FRA)
- ◆ unlimited number of users
- ◆ notification when the target temperature is reached
- ◆ lights/ventilation or steamer control
- ◆ calendar for booking sauna in advance
- ◆ statistics about sauna use





ELECTRICAL **HEATERS**

DROP



reddot award 2015
honourable mention



PRODUCT DESIGN AWARD BRUNO 2014:
READERS CHOICE

HEATER

POWER
SAUNA ROOM
STONE CAPACITY
WEIGHT
HEIGHT
WIDTH
DEPTH

DROP 4

4,5 kW
3-7 m³
55 kg
11 kg
590 mm
390 mm
335 mm

DROP 6

6 kW
5-9 m³
55 kg
11 kg
590 mm
390 mm
335 mm

DROP 9

8,5 kW
8-13 m³
55 kg
12 kg
590 mm
390 mm
335 mm

CONNECTION

SUPPLY VOLTAGE 3-PHASE
FUSE

3/N~400 V
10 A

3/N~400 V
10 A

3/N~400 V
16 A

SUPPLY VOLTAGE MONOPHASE
FUSE

1/N~230 V
20 A

1/N~230 V
32 A

1/N~230 V
40 A

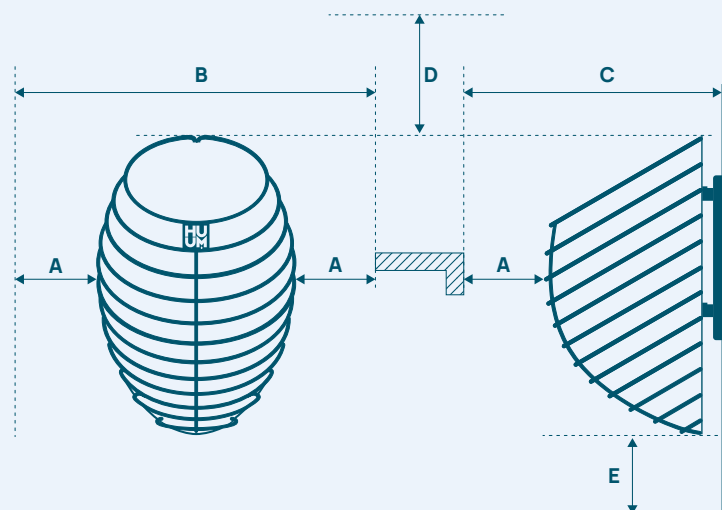
SAFETY DISTANCE

A
B
C
D
E

100 mm
590 mm
435 mm
min. 1200 mm
min. 100 mm

120 mm
630 mm
455 mm
min. 1200 mm
min. 100 mm

150 mm
690 mm
485 mm
min. 1200 mm
min. 100 mm





DROP electric heater is inspired by the purest element of nature - a drop of water. DROP's round design softens and enlivens the interior of the sauna, adding elegance to the sauna room. Apart from good looks, DROP has other outstanding features. The compact wall-mounted heater holds up to 55 kg of stones, outperforming even some wood burning sauna stoves and ensuring **long-lasting steam**.

DROP is compatible with the WiFi-capable control system UKU, so that you can conveniently heat the sauna in the phone application, while you are still on the hiking trail or at the end of a long day at work.

THE SET INCLUDES:

- ◆ electric sauna heater
- ◆ wall mounted plate
- ◆ The DROP 9 heater includes a heat-guiding device and a heating element retainer

REQUIRES ALSO:

- ◆ sauna control system
- ◆ stones (5-10 cm)
- ◆ heat-resistant power cable

ACCESSORIES:

- ◆ safety railing
- ◆ embedding flange



SAFETY RAILING

Safety railing for DROP heaters helps protect you from accidentally touching against the hot heater. The safety railing consists of light-colored wooden arcs, and stainless steel supports to attach them to the heater. The railing provides extra safety, but it is also an excellent way to style your heater.





EMBEDDING FLANGE

The embedding flange is useful when you plan to install your heater partly inside the sauna bench. It is made of stainless steel, and it covers up the wooden edges around the heater, leaving the final result looking refined and smooth.

HIVE Mini



HEATER

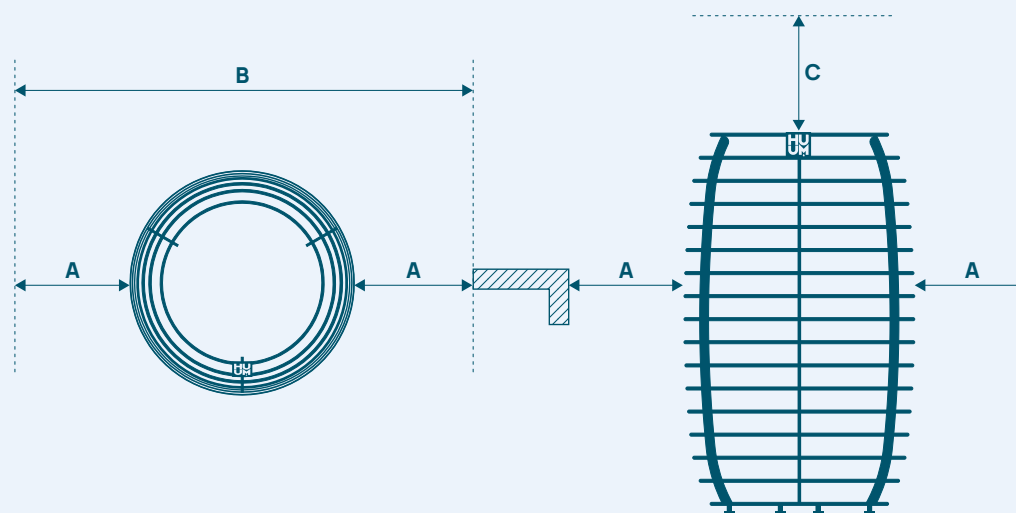
	HIVE Mini 6	HIVE Mini 9	HIVE Mini 11
POWER	6 kW	9 kW	10,5 kW
SAUNA ROOM	5-9 m ³	8-13 m ³	10-16 m ³
STONE CAPACITY	150 kg	150 kg	150 kg
WEIGHT	16 kg	18 kg	18 kg
HEIGHT	750 mm	750 mm	750 mm
DIAMETER	460 mm	460 mm	460 mm

CONNECTION

SUPPLY VOLTAGE 3-PHASE	3/N~400 V	3/N~400 V	3/N~400 V
FUSE	10 A	16 A	16 A
SUPPLY VOLTAGE MONOPHASE	1/N~230 V	1/N~230 V	-
FUSE	32 A	40 A	-

SAFETY DISTANCE

A	60 mm	90 mm	110 mm
B	580 mm	640 mm	680 mm
C	min. 1200 mm	min. 1200 mm	min. 1200 mm






Photo by: HeartWood

HIVE Mini electric heater is a slimmer version of the HIVE heater. The heater holds 150 kg of stones and is suitable for smaller saunas, but also heats up a large sauna room. Like its bigger brother, HIVE heater, HIVE Mini is inspired by a hive of wild bees and is an ideal centerpiece for a sauna.

HIVE Mini is compatible with the WiFi-capable control system UKU.

THE SET INCLUDES:

- ◆ electric sauna heater
- ◆ adjustable legs
- ◆ air tunnel

REQUIRES ALSO:

- ◆ sauna control system
- ◆ stones (5-10 cm)
- ◆ heat-resistant power cable

ACCESSORIES:

- ◆ embedding flange
- ◆ reflector
- ◆ safety railing

HIVE



HEATER

POWER
SAUNA ROOM
STONE CAPACITY
WEIGHT
HEIGHT
DIAMETER

HIVE 12

12 kW
12-18 m³
250 kg
22 kg
750 mm
560 mm

HIVE 15

15 kW
15-23 m³
250 kg
23 kg
750 mm
560 mm

HIVE 18

18 kW
18-28 m³
250 kg
24 kg
750 mm
560 mm

CONNECTION

SUPPLY VOLTAGE 3-PHASE
FUSE

SUPPLY VOLTAGE MONOPHASE
FUSE

3/N~400 V
20 A

-
-

3/N~400 V
25 A

-
-

3/N~400 V
32 A

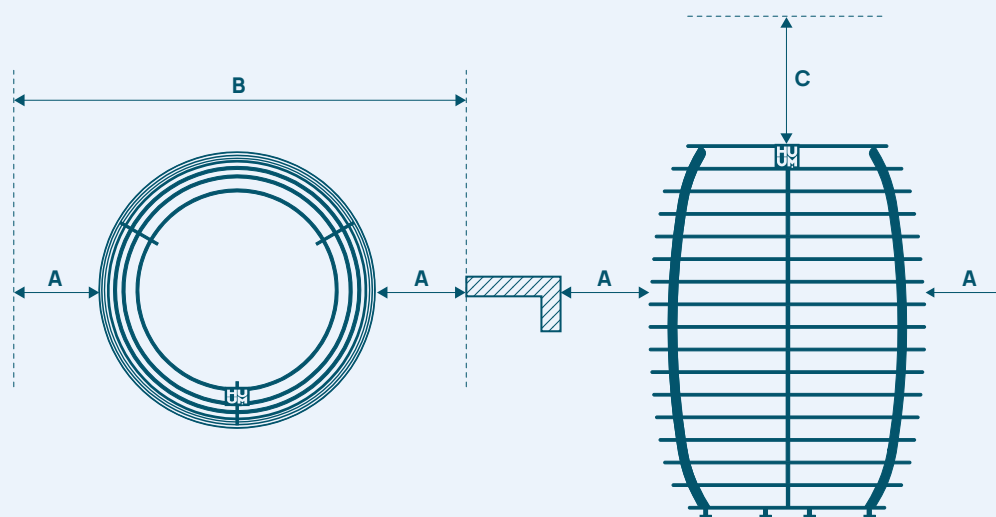
-
-

SAFETY DISTANCE

A 120 mm
B 800 mm
C min. 1200 mm

150 mm
860 mm
min. 1200 mm

180 mm
920 mm
min. 1200 mm





HIVE electric heater is an elegant solution for larger saunas and a suitable choice for spas and sports clubs. The amount of heater stones is imposingly large, reaching up to 250 kg. In this way there will be long-lasting and hot steam even for a larger group who wants to enjoy sauna without haste. The round shape of the heater imitates a wild bee hive and brings the group together.

HIVE is compatible with the WiFi-capable control system UKU.

THE SET INCLUDES:

- ◆ electric sauna heater
- ◆ adjustable legs
- ◆ air tunnel

REQUIRES ALSO:

- ◆ sauna control system
- ◆ stones (5-10 cm)
- ◆ heat-resistant power cable

ACCESSORIES:

- ◆ embedding flange
- ◆ reflector
- ◆ safety railing



EMBEDDING FLANGE

The embedding flange is useful when you plan to install your heater partly inside the sauna bench. It is made of stainless steel, and it covers up the wooden edges around the heater, leaving the final result looking refined and smooth.



REFLECTOR

Placing a reflector on the heater makes it possible to achieve half smaller safety distances from the walls. It is made of stainless steel and is mounted on the side of the heater. The reflectors can be connected.

◆ compatible with all HIVE models



SAFETY RAILING

Safety railing helps to protect you from accidentally touching against the hot heater. The railing consists of light-colored wooden arcs and stainless steel supports to attach them to the heater. Not only does the railing provide extra safety – but it is also an excellent way to style your heater.

- ◆ for HIVE: Ø 655 mm
- ◆ for HIVE Mini: Ø 555 mm




CLIFF / STEEL HEATERS

An environmentally conscious series

These heaters incorporate the engineering ingenuity that is sustainable for the environment. CLIFF/STEEL heaters come from the same origin. They are made of the same sheet of metal. STEEL heater cut-outs are used to create the ribs of the CLIFF heater without wasting any material.

They are similar in power and volume, and both have a built-in air tunnel, which ensures better ventilation and extends the life of the heating element. However, the nature and differences of the heaters lie in their external dimensions, safety distances, and the amount of stones used. The result is aesthetically designed and space-saving heaters for smaller saunas.



CLIFF



STEEL



CLIFF



HEATER

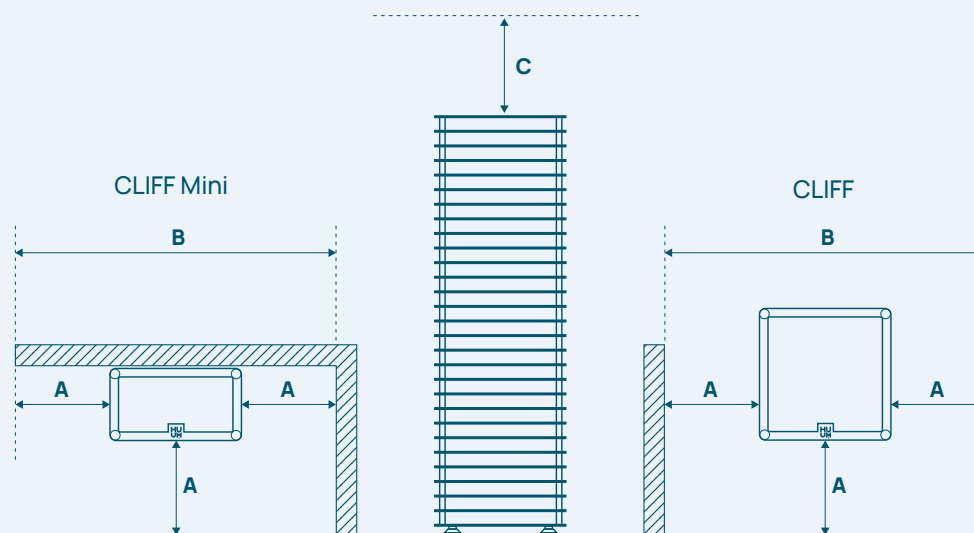
	CLIFF Mini 4	CLIFF 6	CLIFF 9	CLIFF 11
POWER	3,5 kW	6 kW	9 kW	10,5 kW
SAUNA ROOM	3-5 m ³	5-9 m ³	8-13 m ³	10-16 m ³
STONE CAPACITY	60 kg	75 kg	75 kg	75 kg
WEIGHT	15 kg	16 kg	16 kg	16 kg
HEIGHT	975 mm	975 mm	975 mm	975 mm
WIDTH	270 mm	270 mm	270 mm	270 mm
DEPTH	160 mm	270 mm	270 mm	270 mm

CONNECTION

SUPPLY VOLTAGE 3-PHASE	-	3/N~400 V	3/N~400 V	3/N~400 V
FUSE	-	10 A	16 A	16 A
SUPPLY VOLTAGE MONOPHASE	1/N~230 V	1/N~230 V	1/N~230 V	-
FUSE 1-PHASE	20 A	32 A	40 A	-

SAFETY DISTANCE

A	60 mm	60 mm	240 mm	240 mm
B	390 mm	390 mm	750 mm	750 mm
C	min. 1200 mm	min. 1200 mm	min. 1200 mm	min. 1200 mm



reddot winner 2021

2023 WINNER
EUROPEAN
PRODUCT
DESIGN
AWARD



CLIFF electric heater imitates the northern coastal cliffs.

The CLIFF heater's eye-catching stone surface evokes a sense of timeless nature in the sauna room. A large amount of heating stones ensures a mild but abundant steam. The air tunnel built into the heater guarantees efficient air flow, accelerates heating and extends the life of the heating elements. The small safety distances of the heater make it also suitable for more compact home saunas.

CLIFF Mini electric heater is an even slimmer, wall-mounted model of the CLIFF heater, which is suitable for small sauna rooms.

Both heaters are compatible with the UKU sauna control system.

THE SET INCLUDES:

- ◆ electric sauna heater
- ◆ adjustable legs
- ◆ air tunnel

REQUIRES ALSO:

- ◆ sauna control system
- ◆ stones (3-5 cm)
- ◆ heat-resistant power cable

ACCESSORIES:

- ◆ embedding flange
- ◆ reflector
- ◆ safety railing

STEEL



HEATER

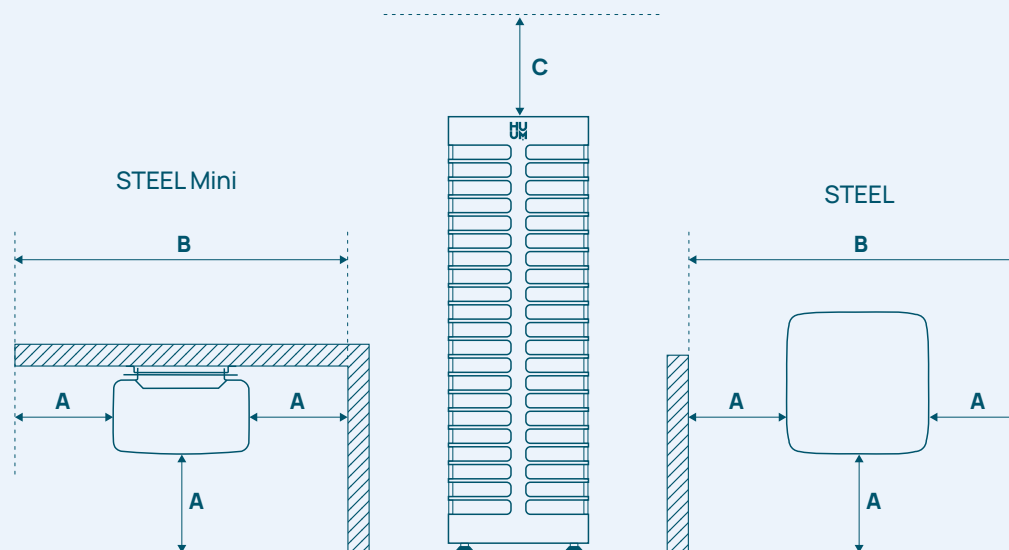
	STEEL Mini 4	STEEL 6	STEEL 9	STEEL 11
POWER	3,5 kW	6 kW	9 kW	10,5 kW
SAUNA ROOM	3-5 m ³	5-9 m ³	8-13 m ³	10-16 m ³
STONE CAPACITY	60 kg	150 kg	150 kg	150 kg
WEIGHT	14,5 kg	15 kg	15 kg	16 kg
HEIGHT	975 mm	975 mm	975 mm	975 mm
WIDTH	310 mm	320 mm	320 mm	320 mm
DEPTH	160 mm	320 mm	320 mm	320 mm

CONNECTION

SUPPLY VOLTAGE 3-PHASE	-	3/N~400 V	3/N~400 V	3/N~400 V
FUSE	-	10 A	16 A	16 A
SUPPLY VOLTAGE MONOPHASE	1/N~230 V	1/N~230 V	1/N~230 V	-
FUSE 1-PHASE	20 A	32 A	40 A	-

SAFETY DISTANCE

A	50 mm	50 mm	100 mm	100 mm
B	410 mm	420 mm	520 mm	520 mm
C	min. 1200 mm	min. 1200 mm	min. 1200 mm	min. 1200 mm





STEEL is a stylish electric heater with exceptionally small safety distances for smaller sauna rooms. STEEL holds plenty of stones, ensuring mild but abundant steam. The built-in air tunnel creates an effective air flow, accelerates heating and extends the life of the heating elements. The stainless steel STEEL heater gives the sauna room a modern look and carries the principles of sustainable production. There is no material waste when creating the heater - the ribs of the CLIFF heater are obtained from the cutouts.

STEEL Mini electric heater is a slimmer, wall-mounted 3,5 kW model of the STEEL heater, which is suitable for even smaller sauna rooms. Both heaters are compatible with the UKU sauna control system.

THE SET INCLUDES:

- ◆ electric sauna heater
- ◆ adjustable legs
- ◆ air tunnel

REQUIRES ALSO:

- ◆ sauna control system
- ◆ stones (3-5 cm)
- ◆ heat-resistant power cable

ACCESSORIES:

- ◆ embedding flange
- ◆ reflector
- ◆ safety railing




CLIFF safety railing



STEEL safety railing

SAFETY RAILING

Safety railing helps to protect you from accidentally touching against the hot heater. The railing consists of light-colored wooden frame and stainless steel supports to attach them to the heater. Not only does the railing provide extra safety – but it is also an excellent way to style your heater.



EMBEDDING FLANGE FOR CLIFF AND STEEL HEATERS

The embedding flange is useful when you plan to install your heater partly inside the sauna bench. It is made of stainless steel, and it covers up the wooden edges around the heater, leaving the final result looking refined and smooth.



CLIFF reflector



STEEL reflector

REFLECTOR

Placing a reflector on the heater makes it possible to achieve half smaller safety distances from the walls. It is made of stainless steel and is mounted on the side of the heater.

You can use multiple reflectors on different sides of the heater.



CORE

Black



2023 WINNER
EUROPEAN
PRODUCT
DESIGN
AWARD

HEATER

POWER
SAUNA ROOM
STONE CAPACITY
WEIGHT
HEIGHT
WIDTH
DEPTH

CORE 6

6 kW
5-9 m³
30 kg
19 kg
830 mm
385 mm
385 mm

CORE 9

9 kW
8-13 m³
30 kg
19 kg
830 mm
385 mm
385 mm

CORE 11

10,5 kW
10-16 m³
30 kg
19 kg
830 mm
385 mm
385 mm

CONNECTION

SUPPLY VOLTAGE 3-PHASE
FUSE

SUPPLY VOLTAGE MONOPHASE
FUSE 1-PHASE

3/N~400 V
10 A

1/N~230 V
32 A

3/N~400 V
16 A

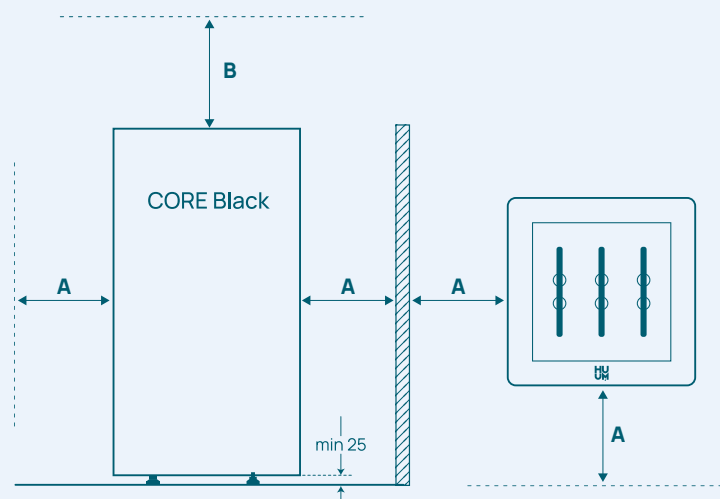
1/N~230 V
40 A

3/N~400 V
16 A

-
-

SAFETY DISTANCE

A	40 mm	40 mm	40 mm
B	min. 1200 mm	min. 1200 mm	min. 1200 mm





The stylish **CORE Black** is our special, modern-design heater, with its sleek black metal casing, is a great choice. Black is a classic color that transcends trends, giving the heater a timeless appeal.

In spite of its compact dimensions, the CORE heats swiftly, delivering a gentle steam experience.

The safety distances of the heater are exceptionally small, only 4 cm. Making it perfect for compact and tight spaces that require a blend of modern design, powerful performance, and the traditional Nordic method of creating steam in the sauna.

CORE Black is compatible with the UKU sauna control system.

THE SET INCLUDES:


- ◆ electric sauna heater
- ◆ adjustable legs
- ◆ installation plates for the outer cover

REQUIRES ALSO:

- ◆ sauna control system
- ◆ stones (5-10 cm)
- ◆ heat-resistant power cable

CORE

BK / ST



HEATER

POWER
SAUNA ROOM
STONE CAPACITY
WEIGHT
HEIGHT
WIDTH
DEPTH

CORE 6

6 kW
5-9 m³
30 kg
19 kg
830 mm
385 mm
385 mm

CORE 9

9 kW
8-13 m³
30 kg
19 kg
830 mm
385 mm
385 mm

CORE 11

10,5 kW
10-16 m³
30 kg
19 kg
830 mm
385 mm
385 mm

CONNECTION

SUPPLY VOLTAGE 3-PHASE
FUSE

SUPPLY VOLTAGE MONOPHASE
FUSE 1-PHASE

3/N~400 V
10 A

1/N~230 V
32 A

3/N~400 V
16 A

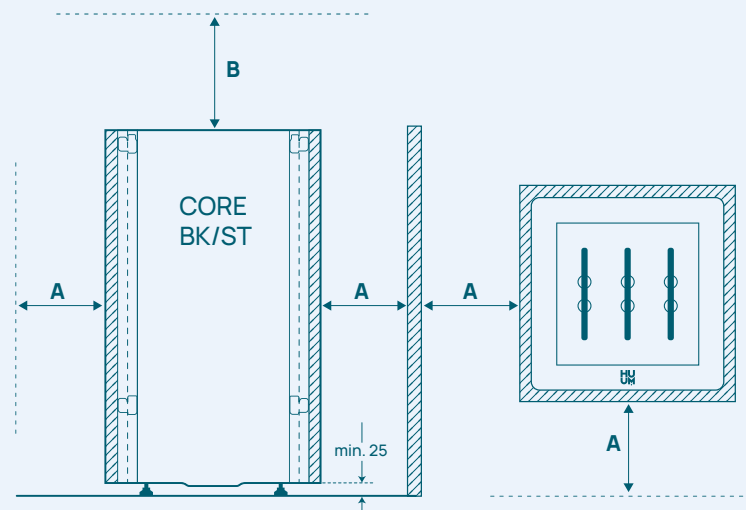
1/N~230 V
40 A

3/N~400 V
16 A

-
-

SAFETY DISTANCE

A	40 mm	40 mm	40 mm
B	min. 1200 mm	min. 1200 mm	min. 1200 mm





CORE BK



CORE ST



CORE BK / ST electric heater gives you creative freedom.

CORE heats up the sauna quickly and gives pleasant steam, but what makes it special are the designable side panels. Depending on the interior, you can use ceramic tiles, stone, lids, or wood. The safety distances of the heater are exceptionally small, only 4 cm. CORE can be fully immersed in the sauna bench and fit into small sauna rooms.

We offer **wooden side panels** as an additional product. The wooden finish is a particularly convenient choice for families with small children, for example - the risk of burning yourself against the heater is almost non-existent.

CORE BK / ST is compatible with the UKU sauna control system.

THE SET INCLUDES:

- ◆ electric sauna heater
- ◆ adjustable legs
- ◆ installation plates for the outer cover

REQUIRES ALSO:

- ◆ sauna control system
- ◆ stones (5-10 cm)
- ◆ heat-resistant power cable



Thermo-aspen



Aspen



Alder

ACCESSORIES:

- ◆ wooden side panels



WOOD-BURNING **SAUNA STOVES**

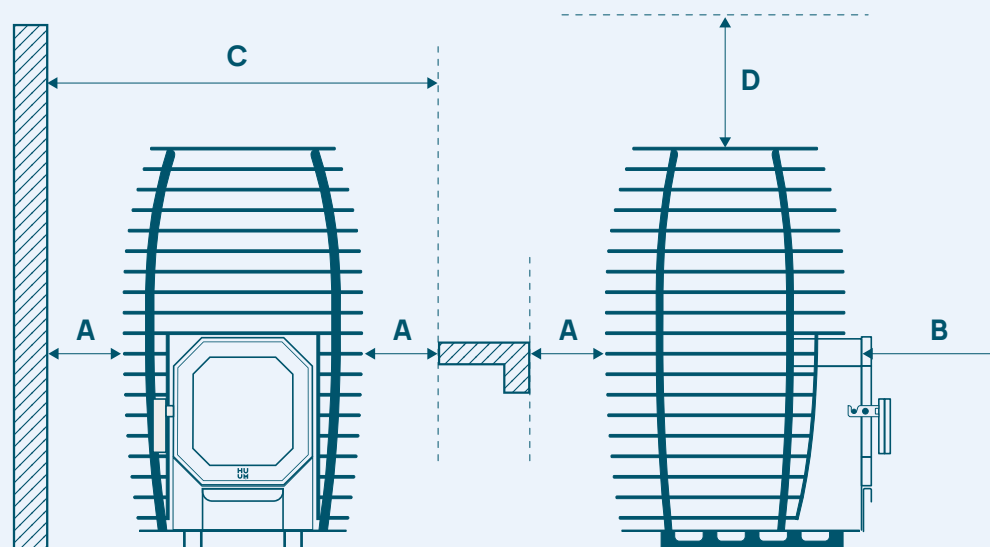
HIVE Flow



SAUNA STOVE	HIVE Flow Mini	HIVE Flow Mini LS	HIVE Flow	HIVE Flow LS
POWER	8,5 kW	8,5 kW	9,8 kW	9,8 kW
SAUNA ROOM	6-14 m ³	6-14 m ³	8-18 m ³	8-18 m ³
STONE CAPACITY	105 kg	105 kg	150 kg	150 kg
WEIGHT	54 kg	59 kg	67 kg	73 kg
HEIGHT	884 mm	884 mm	884 mm	884 mm
WIDTH	450 mm	450 mm	526 mm	526 mm
DEPTH	493 mm	613 mm	586 mm	706 mm
FLUE (Ø)	114 mm	114 mm	114 mm	114 mm

SAFETY DISTANCE

A	150 mm	150 mm	150 mm	150 mm
B	500 mm	500 mm	500 mm	500 mm
C	750 mm	750 mm	826 mm	826 mm
D	min. 1000 mm	min. 1000 mm	min. 1000 mm	min. 1000 mm





- ◆ patent-pending construction
- ◆ model HIVE Flow LS and Flow Mini LS allows heating from another room
- ◆ complies with BimSchV II
- ◆ Ecodesign

The **HIVE Flow** is the ideal choice for those who value environmental consciousness and wish to have a memorable sauna experience.

The HIVE Flow stove's innovative design directs 75% of heat into your sauna, providing lasting warmth and steam. Its low emissions and minimal particulate output meet the stringent German environmental standard BImSchV Stufe 2.

Thanks to its unique patent pending construction, the HIVE Flow stove has safety distances from combustible materials of just 150 mm, compared to the usual 200-500 mm.

The large glass furnace door enhances the cozy ambiance of your sauna, letting you enjoy the mesmerizing flames.

HIVE Flow LS and **Mini LS**, are models with the hearth extension which allows the heater to be heated from an adjacent room.

THE SET INCLUDES:

- ◆ wood-burning sauna stove

REQUIRES ALSO:

- ◆ stones (5-10 cm)
- ◆ connection to chimney

ACCESSORIES:

- ◆ stone cage
- ◆ protective bedding
- ◆ mounting collar
- ◆ protective floor plate





MOUNTING COLLAR

The sauna stove installation collar is an elegant and functional solution that highlights your attention to detail, giving your sauna a complete and polished appearance.

Available in two versions—2 mm stainless steel and black heat-resistant coated aluminum—this product is designed to meet various aesthetic and practical needs. Both versions are specifically crafted for use with HUUM Flow LS stoves, ensuring a perfect fit and a seamless transition between the stove and the wall.

PROTECTIVE FLOOR PLATE

The floor protection plate is a safety-enhancing accessory designed for use when the heater is placed on a wooden or other combustible material floor. It protects the combustible material floor from fire hazards in accordance with general fire safety requirements.

◆ **Measurements:** 42 x 45 cm





PROTECTIVE BEDDING OF HIVE FLOW LS

The protective bedding is intended for use when the sauna stove is placed on a wooden floor or other floors of combustible material. We also recommend using it if there is water floor heating piping in the floor under the heater.



HIVE Flow

HIVE Wood



SAUNA STOVE

POWER
SAUNA ROOM
STONE CAPACITY
WEIGHT
HEIGHT
WIDTH
DEPTH
FLUE (Ø)

HIVE Wood 13

13 kW
6-13 m³
90 kg
47 kg
750 mm
450 mm
460 mm
115 mm

HIVE Wood 17

17 kW
8-16 m³
130 kg
65 kg
750 mm
555 mm
590 mm
115 mm

HIVE Wood 17 LS

17 kW
8-16 m³
130 kg
77 kg
750 mm
555 mm
740 mm
115 mm

SAFETY DISTANCE

	HIVE Wood 13	HIVE Wood 17	HIVE Wood 17 LS
A	190 mm	500 mm	500 mm
B	250 mm	500 mm	500 mm
C	900 mm	1000 mm	1000 mm
D	1610 mm	2090 mm	2240 mm
E	min. 1200 mm	min. 1200 mm	min. 1200 mm

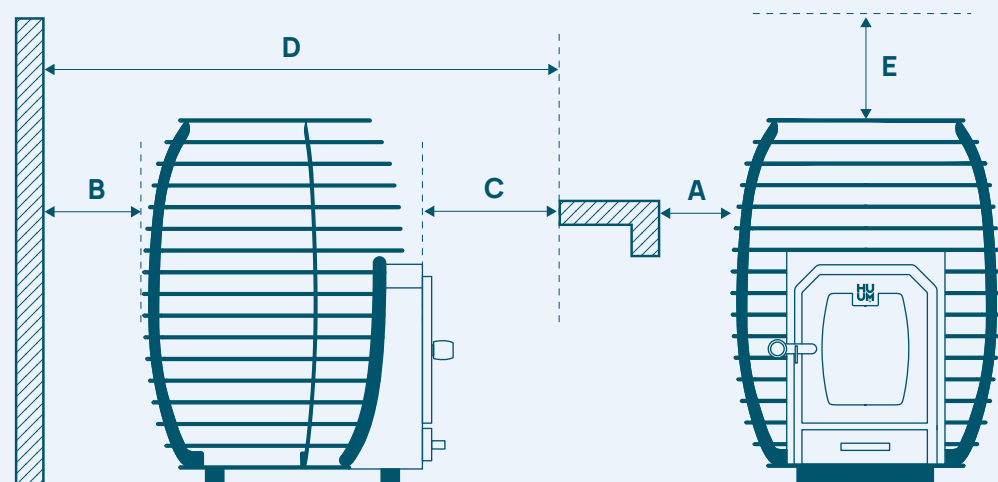




Photo by: HeartWood

HIVE Wood has taken the ancient wisdom of sauna construction to a new level. The hearth of the sauna stove is designed so that the flame is powerful, the combustion is efficient and the stove is long-lasting. The flame cutter in the hearth, exposed to the harshest heat, is made of 5 mm thick steel and is exceptionally durable. It is possible to hide a heat exchanger under the stones to heat the sauna water. The round design of the sauna stove is borrowed from the beehive, it holds plenty of stones and gives a pleasant steam.

HIVE Wood LS is a model with the hearth extension which allows the stove to be heated from an adjacent room.

THE SET INCLUDES:

- ◆ wood-burning sauna stove

REQUIRES ALSO:

- ◆ stones (5-10 cm)
- ◆ connection to chimney

ACCESSORIES:

- ◆ reflector
- ◆ stone cage
- ◆ protective bedding (not for LS models)





PROTECTIVE BEDDING

The protective bedding is intended for use when the sauna stove is placed on a wooden floor or other floors of combustible material.


We also recommend using it if there is water floor heating piping in the floor under the heater.

- ◆ suitable for all HUUM wood burning sauna stoves (not for LS models)



REFLECTOR

Reflector makes the safety distances of the sauna stove considerably smaller. It allows the safety distance to be reduced to half of existing safety distances.



STONE CAGE

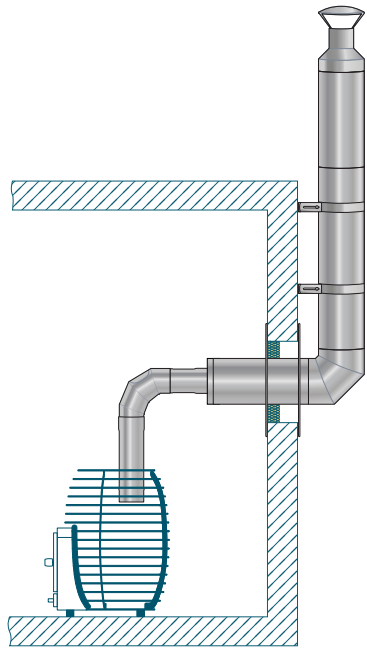
The stone cage is mounted straight on the sauna stove around the flue and filled with sauna stones. Thanks to the added stones, the surface for pouring water significantly increases, and that means less hot metal surfaces, that we wish to keep minimal in the sauna.

The stone cage filled with sauna stones is also a decorative element matching with the sauna stove.

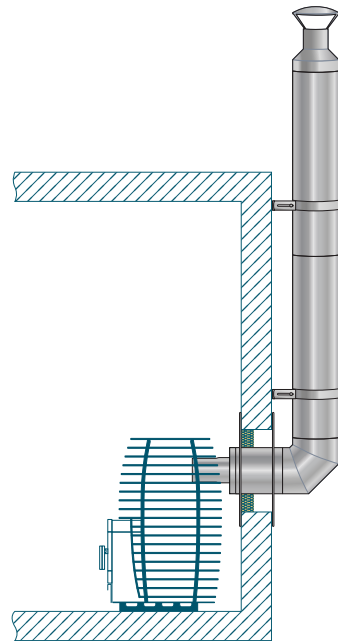
Stone cages can be installed on top of each other.

- ◆ height: 43 cm
- ◆ diameter: 30 cm
- ◆ holds 35-40 kg of stones
- ◆ suitable for all HUUM wood burning sauna stoves





**CHIMNEY SET THROUGH
THE WALL TOP SIDE
CONNECTION**



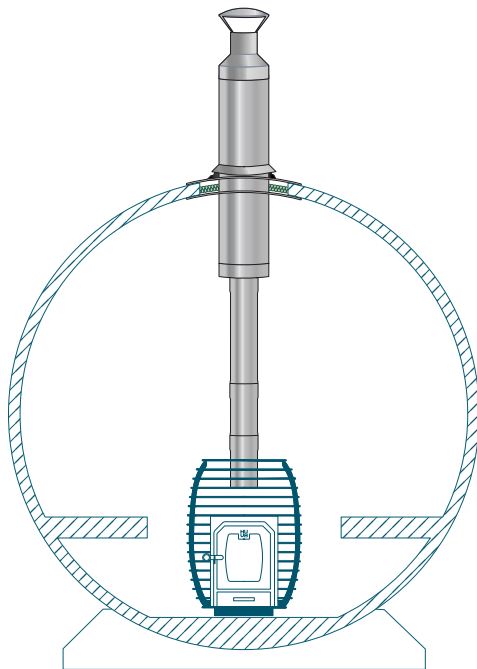
**CHIMNEY SET THROUGH
THE WALL BACKSIDE
CONNECTION**

CHIMNEY SETS

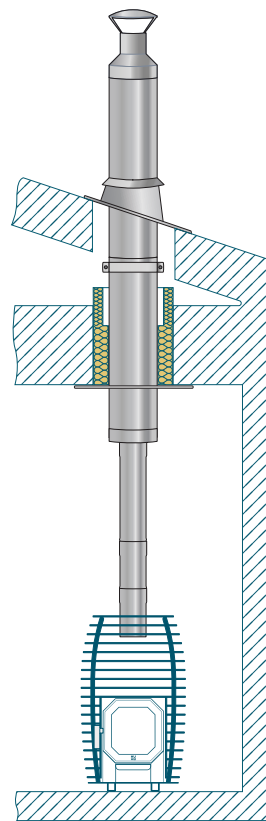
We offer four high-quality stainless steel chimney sets to suit nearly any sauna installation.

In addition to the sets, we provide a wide range of components for customization, allowing you to tailor the system to your specific project needs. If one of our kits doesn't perfectly match your sauna, we have plenty of options to adapt it to meet your exact requirements.





**CHIMNEY SET FOR
BARREL SAUNAS**



**CHIMNEY SET
THROUGH THE CEILING**



STONES

ROUNDED STONES

HUUM's use of polished round stones for sauna heaters is based on both functionality and aesthetics. Olivine diabase sauna stones are enduring, and their thermal capacity is high.

Round stones perfectly complement the rounded shapes and minimalist design of our heaters, creating a visually harmonious whole.

However, the visual aspect is not the only reason we prefer polished round stones. The process of rounding the stones allows us to ensure their high quality – during the process, defective and cracked stones are eliminated, leaving only strong and durable stones. These stones are better able to accumulate and evenly distribute heat, ensuring a pleasant and consistent sauna experience.

Round stones also offer practical advantages. Due to their shape, they cannot be stacked into a monolith in the heater, leaving necessary air channels between them. These channels ensure that air circulates freely, preventing the heater from overheating and extending its lifespan.


The frequency of stone replacement depends on the intensity of use – if used once a week, it is recommended to check the stones at least once a year. With more intensive use, the stones should be checked more frequently. Broken stones can negatively affect the heater's performance by obstructing air circulation and causing the elements to overheat. Therefore, it is important to ensure that the stones are always intact and in good condition.

In summary, polished round stones are HUUM's choice due to their aesthetic compatibility, high quality, and practicality.

AVAILABLE SIZES:

- ◆ diameter **3-5 cm** – 15 kg package
- ◆ diameter **5-10 cm** – 15 kg package



A hand holding a wooden ladle pours water into a metal basket filled with smooth, grey stones. The basket is hanging in a sauna with wooden walls. Steam is rising from the stones. The HUUM logo is visible on the basket.

STEAM LIKE IN A **TRADITIONAL** **SAUNA**

HUUM heaters are built by using minimal amounts of metal so that the heat comes mainly from the stones and only very little from the metal. This way, we can maximize the good negative ions from the stones, like in traditional saunas, and keep the positive ions from the metal at a minimum. With a high stone capacity, this is our secret to healthy, mild and long lasting steam.



Easy
to use



Soft
Steam



Longer
Relaxation



Award
Winning Design



Innovative



Stainless
Steel



CE
Certification



UK
Certification



Safety &
Control



3 Years
Warranty



Made in
Estonia



 OF SAUNA



@huumsauna

www.huum.eu